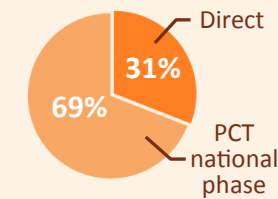


Singapore Patent Statistics 2014

Record high applications

10,312
(+6.1%)

Total applications surpassed 10k mark

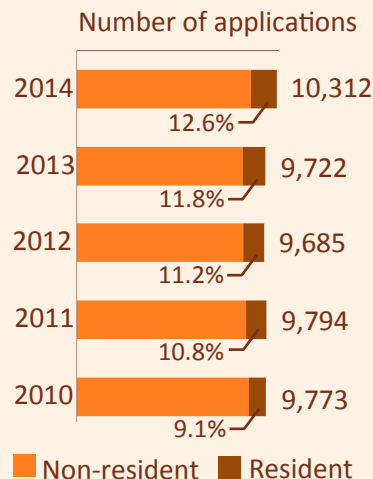


Types of applications

633
(+12.2%)

PCT applications through Singapore as receiving office

5-year filing trend



Fast prosecution

57 days

Average time from request for search and examination to issue of first office action for first filings*

47,422
(+1.8%)

Patents in force

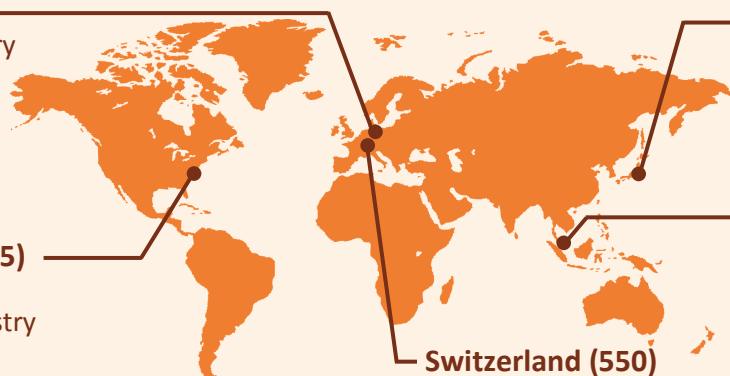
5,538
(-0.6%)

Patents granted

Top 5 origins of applicants and key filing areas

Germany (543)

- Organic fine chemistry
- Biotechnology
- Pharmaceuticals



Japan (1,424)

- Macromolecular chemistry, polymers
- Semiconductors
- Organic fine chemistry

United States (3,645)

- Pharmaceuticals
- Organic fine chemistry
- Biotechnology

Singapore (1,303)

- Semiconductors
- Biotechnology
- Medical technology

Switzerland (550)

- Organic fine chemistry
- Pharmaceuticals
- Other consumer goods

Top 5 fields of technology

Organic fine chemistry
(10.8%; rank: ↑1)



Pharmaceuticals
(9.2%; rank: ↓1)



Biotechnology
(8.1%; rank: ↑2)



Basic materials chemistry
(4.5%; rank: ↑3)



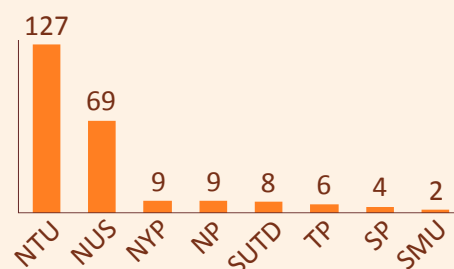
Semiconductors
(4.4%; rank: ↓2)



Top 10 applicants



Filings from local public tertiary institutions



Emerging areas of interest



Cyber security



3D printing



Autonomous vehicles